

This template will be used for grades 3, 4, 5, and 6.

For more specific information about the student's performance, see the Student's Performance Report and the Student's Performance Report. For more information about the student's performance, see the Student's Performance Report and the Student's Performance Report.

*Randy J. Davis*  
Principal

**Student's Scores and Performance Levels**

Below are the student's scores and performance levels for the student's performance. The student's scores are shown in the table below. The performance level is shown in the table below.

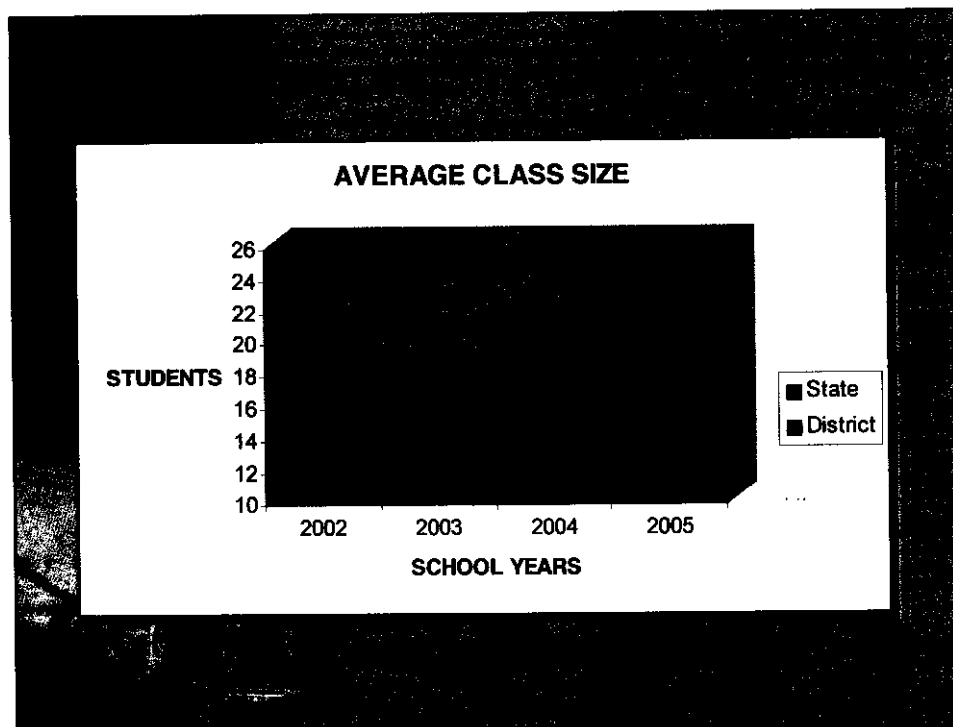

| Standard   | Score | Performance Level        |
|------------|-------|--------------------------|
| Standard 1 | 100   | Exceeds Expectations     |
| Standard 2 | 85    | Meets Expectations       |
| Standard 3 | 70    | Approaching Expectations |
| Standard 4 | 55    | Below Expectations       |

Below are the student's scores and performance levels for the student's performance. The student's scores are shown in the table below. The performance level is shown in the table below.

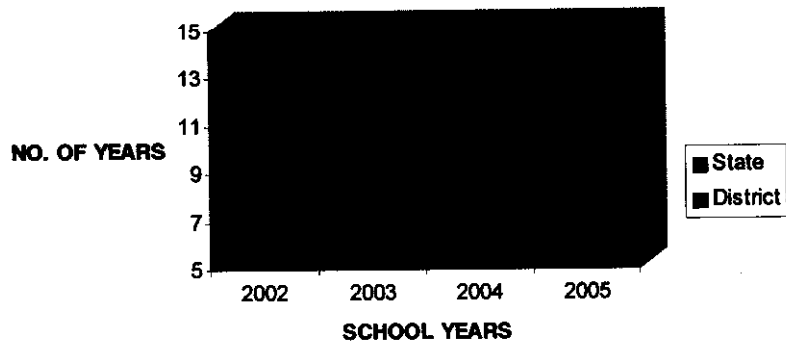
| Standard   | Score | Performance Level        |
|------------|-------|--------------------------|
| Standard 1 | 100   | Exceeds Expectations     |
| Standard 2 | 85    | Meets Expectations       |
| Standard 3 | 70    | Approaching Expectations |
| Standard 4 | 55    | Below Expectations       |

|                                                      | Standard Score | Score Range | Qualifying scores for each outcome |
|------------------------------------------------------|----------------|-------------|------------------------------------|
|                                                      |                |             | Self-rated Global Self             |
| These symptoms have not affected my functioning      |                | 4           |                                    |
| The pump system is helping me, making me feel better |                | 3           |                                    |
| My pump system is helping me, making me feel better  |                | 2           |                                    |
| My pump system is helping me, making me feel better  |                | 1           |                                    |
| My pump system is helping me, making me feel better  |                | 0           |                                    |

|                                   | Market<br>Score | Score<br>Range | Confidence/Response/Feedback<br>Index | Market<br>Rating | Notes |
|-----------------------------------|-----------------|----------------|---------------------------------------|------------------|-------|
| Real-time/short-term forecasts    | 4               |                |                                       |                  |       |
| Forecasting of market shifts      | 3               |                |                                       |                  |       |
| Forecasting of market trends      | 3               |                |                                       |                  |       |
| Forecasting of market conditions  | 1               |                |                                       |                  |       |
| Forecasting of market behavior    | 0               |                |                                       |                  |       |
| Forecasting of market performance | 4               |                |                                       |                  |       |
| Forecasting of market volume      | 3               |                |                                       |                  |       |
| Forecasting of market quality     | 2               |                |                                       |                  |       |
| Forecasting of market quantity    | 2               |                |                                       |                  |       |
| Forecasting of market value       | 1               |                |                                       |                  |       |
| Forecasting of market price       | 0               |                |                                       |                  |       |
| Forecasting of market cost        | 4               |                |                                       |                  |       |
| Forecasting of market revenue     | 3               |                |                                       |                  |       |
| Forecasting of market profit      | 2               |                |                                       |                  |       |
| Forecasting of market loss        | 1               |                |                                       |                  |       |
| Forecasting of market return      | 0               |                |                                       |                  |       |



### AVERAGE TEACHING EXPERIENCE



### NEW TEACHER HIRING

